


Universal line 18



TREND

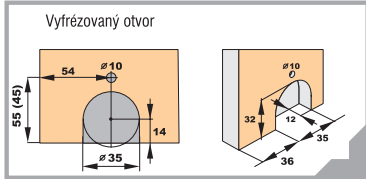
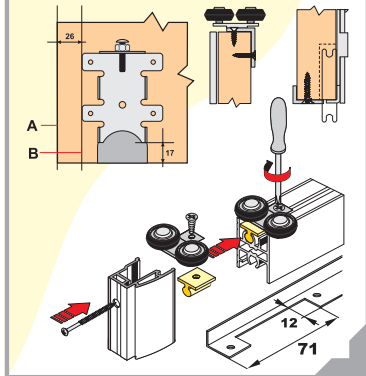
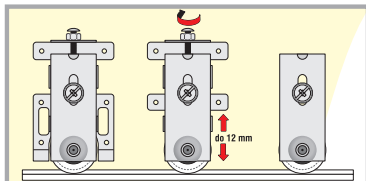
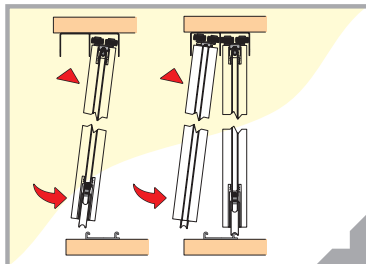
TREND LINE

MODENA 18

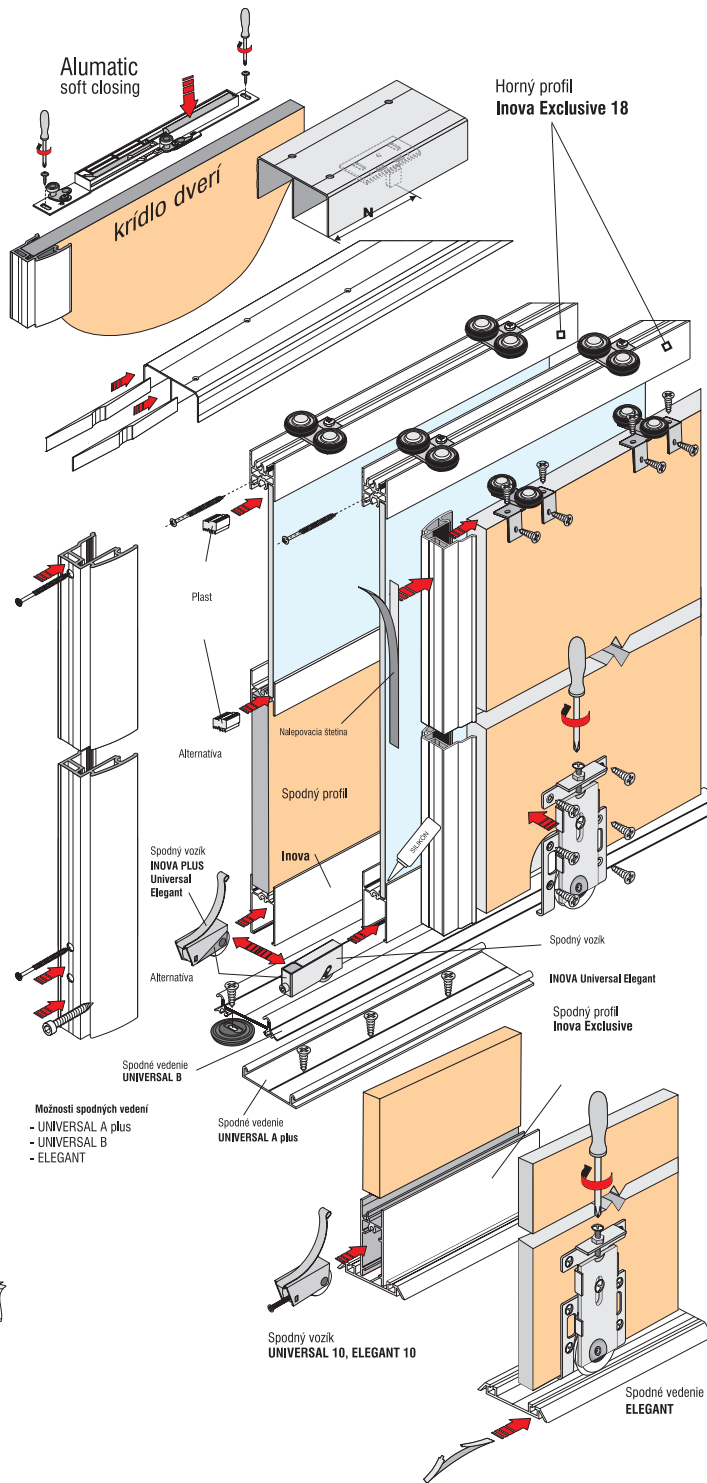
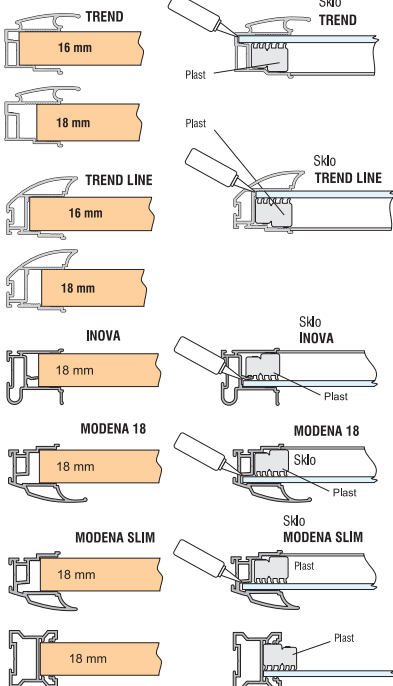
MODENA SLIM

INOVA

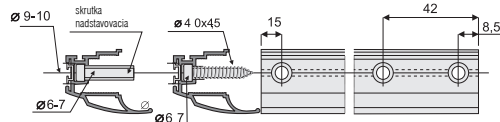
SIGMA



Výplň



Možnosti spodných vedení
- UNIVERSAL A plus
- UNIVERSAL B
- ELEGANT



Výplň
DTD, MDF doska hrúbka 18 mm




Sklo, zrkadlo hrúbka 4 - 4,5 mm




Hmotnosť dveri maximálne do 50 kg

MONTÁŽNE SÚČIASTKY


	Madlo TREND
	Madlo TREND LINE
	Madlo MODENA 18
	Madlo MODENA SLIM
	Madlo INOVA
	Madlo SIGMA
	Horné vedenie UNIVERSAL
	Spodné vedenie UNIVERSAL A plus
	Spodné vedenie UNIVERSAL B
	Spodné vedenie ELEGANT
	Kryt na spodné vedenie ELEGANT
	Horný vozík UNIVERSAL 18
	Horný vozík EXCENTRIC
	Spodný vozík ELEGANT so strunkou
	Spodný vozík UNIVERSAL B plus, ELEGANT PLUS
	Spodný vozík ELEGANT 10, UNIVERSAL 10
	Deliaci profil INOVA
	Spodný profil INOVA EXCLUSIVE
	Horný profil INOVA EXCLUSIVE 18



Strieborný Elox



Oliva Elox



Zlatý Elox