




# Universal line 18




MINI




BETA




KAPA



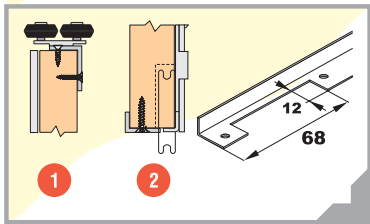
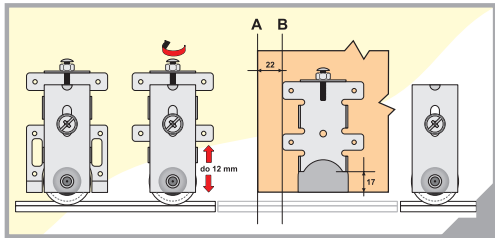
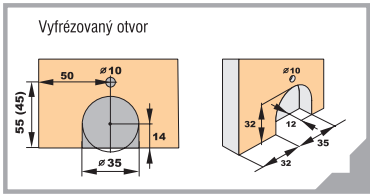
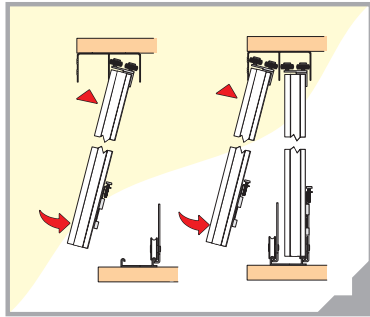
ZETA



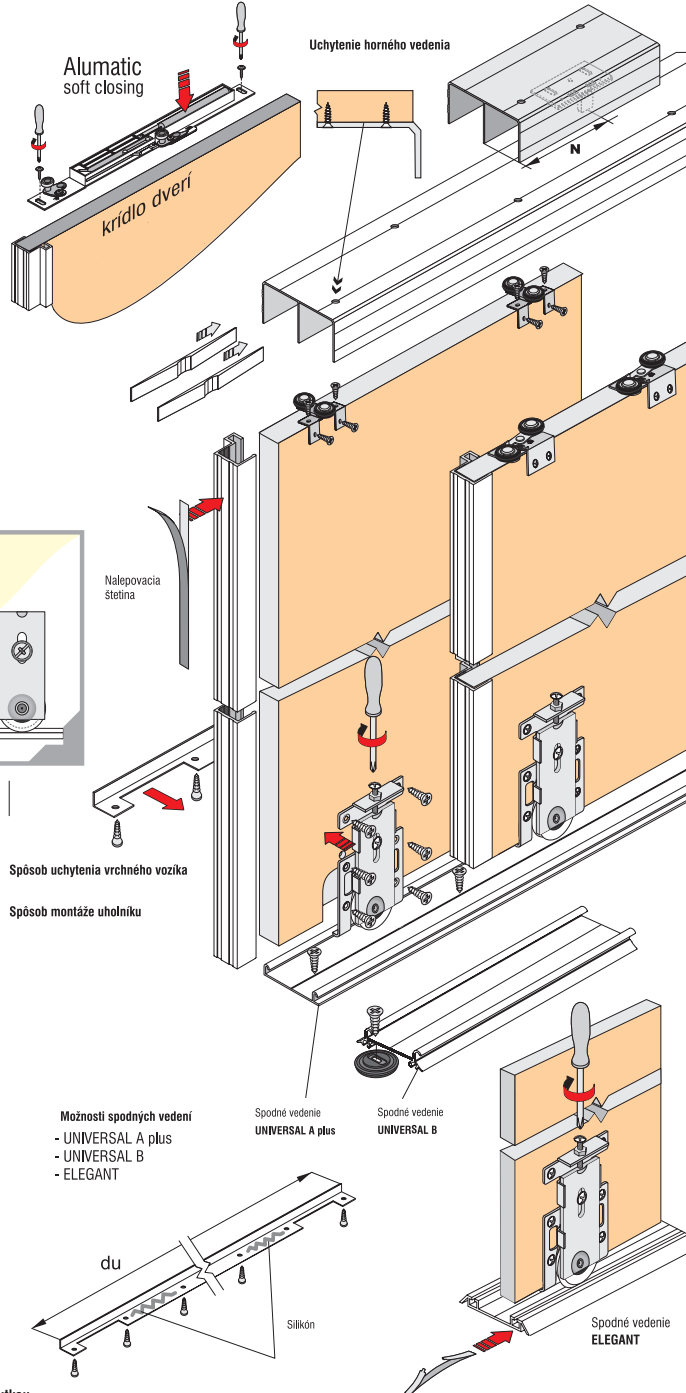
ATHENA



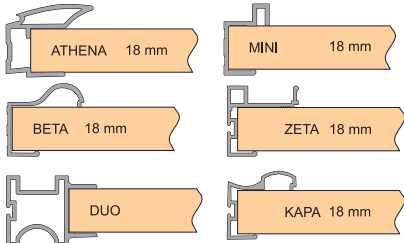
DUO



- 1 Spôsob uchytenia vrchného vozíka
- 2 Spôsob montáže uholníku



## Spôsob montáže madla



S doskou 18 mm alebo sklom a doskou.  
Pri montáži treba používať montážne lepidlo alebo madlo zaistiť skrutkou.




Výplň  
DTD, MDF doska hrúbka




Hmotnosť dverí maximálne do 50 kg

## MONTÁŽNE SÚČIASTKY


	Madlo BETA
	Madlo DUO
	Madlo KAPA
	Madlo ZETA
	Madlo MINI
	Madlo ATHENA
	Horné vedenie UNIVERSAL
	Spodné vedenie UNIVERSAL A plus
	Spodné vedenie UNIVERSAL B
	Klip pre spodné vedenie UNIVERSAL B
	Spodné vedenie ELEGANT
	Kryt na spodné vedenie ELEGANT
	Spodný vozík ELEGANT
	Spodný vozík UNIVERSAL B
	Spodný vozík ELEGANT PLUS
	Horný vozík UNIVERSAL 18, DUO
	Horný vozík UNIVERSAL 18 s pružinkou



Strieborný Elox



Oliva Elox



Zlatý Elox